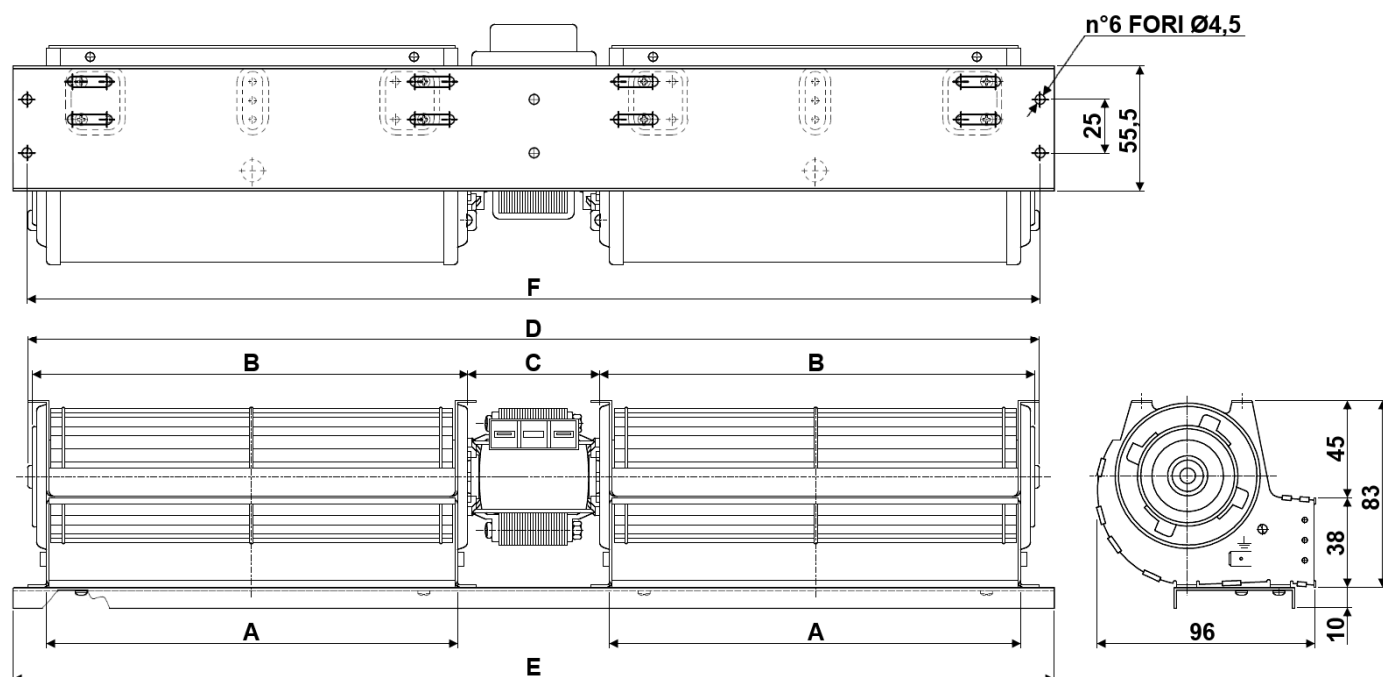


# Double tangential fans

Ø 60 x L120 ÷ 420mm

Serie ETC



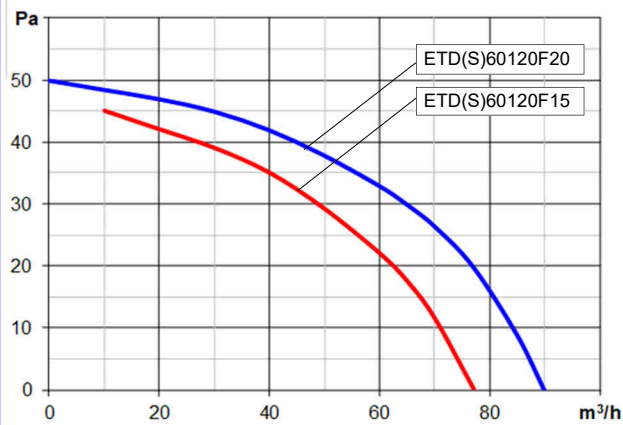
Serie ETC ... : 230V - 50/60Hz - marcati (€) cl. F, in accordo a EN.60335.1

CODE	Electric data			Dimensions						Impeller Ø x h	Airflow max, m³/h	Pressure max, Pa
	A.	W <sub>in</sub>	RPM	A	B	C	D	E	F			
ETC60120F20	0,19	26	1400	124	133	50	324	347	337	60 x 120	145	48
ETC60120F30	0,32	42	2300	124	133	60	334	347	337	60 x 120	250	49
ETC60180F30	0,33	43	1340	184	193	60	454	468	455	60 x 180	260	58
ETC60180F40	0,34	44	1560	184	193	70	464			60 x 180	280	55
ETC60240F30	0,33	43	1160	244	253	60	574	585	575	60 x 240	305	54
ETC60240F40	0,35	45	1240	244	253	70	584			60 x 240	325	58
ETC60300F30	0,33	43	1050	304	313	60	694	705	696	60 x 300	404	56
ETC60300F40	0,35	45	1030	304	313	70	704	715	706	60 x 300	410	59

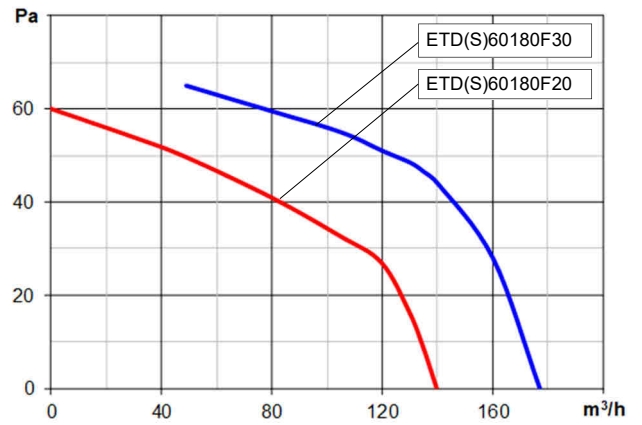
# Performances curves

## Tangential fans

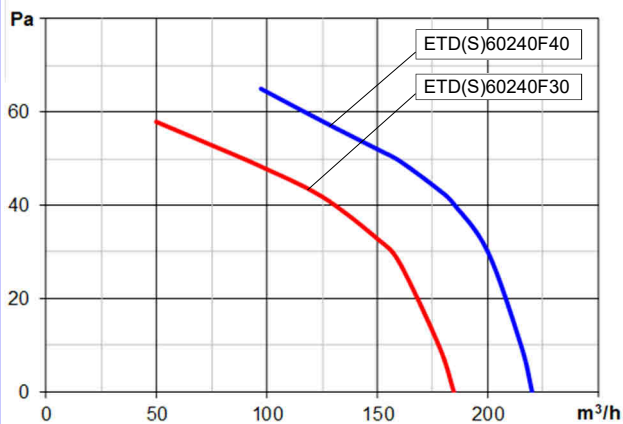
**ETD(S)60120F15 - 60120F20, 50Hz**



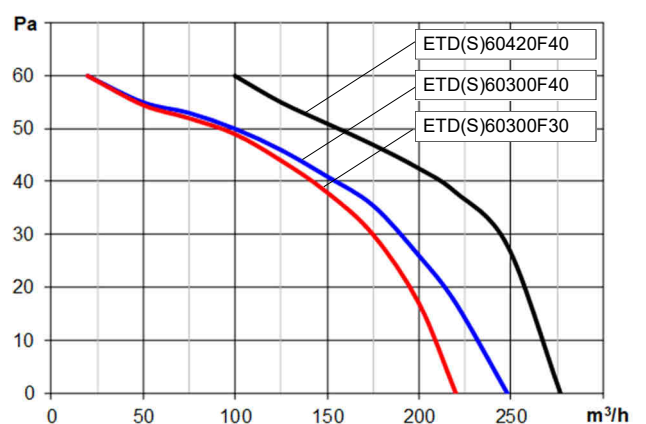
**ETD(S)60180F20 - 60180F30, 50Hz**



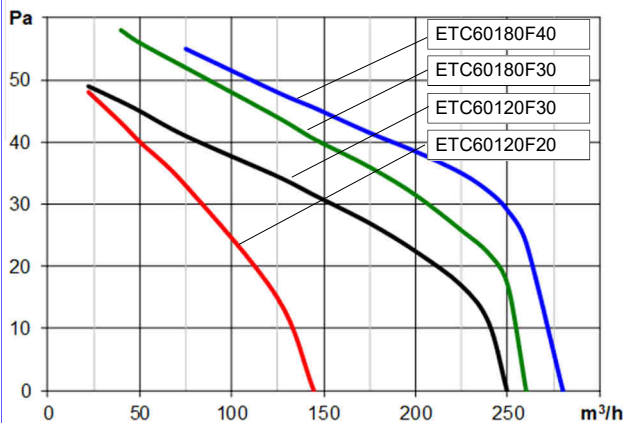
**ETD(S)60240F30 - 60240F40, 50Hz**



**ETD(S)60300F30 - 60420F40, 50Hz**



**ETC60120F20 - 60180F40, 50Hz**



**ETC60240F30 - 60300F30, 50Hz**

